


**WHAT YOU NEED TO KNOW  
ABOUT STUDYING IN JAPAN  
2022**

# WHAT YOU NEED TO KNOW ABOUT STUDYING IN JAPAN 2022



## CONTENTS

---

### I . How should I prepare for studying in Japan?

01. How does the Japanese education system work?	2
02. How many international students from abroad are currently studying in Japan?	2
03. What are the requirements for studying in Japan?	3
04. How much money will I need for my school expenses?	4
05. What is the status of residence?	4
What kind of status of residence do I need to study in Japan?	

### II . At what school should I study?

01. What is a Japanese language Institute?	5
02. What are the requirements for entering graduate school?	6
03. What are the requirements for entering university?	6
04. What are the requirements for entering junior college?	6
05. What are the requirements for entering college of technology?	6
06. What are the requirements for entering specialized training college, postsecondary courses (professional training college)?	7
07. Are there any scholarship programs available for international students?	7
08. Can I find a job in Japan?	7

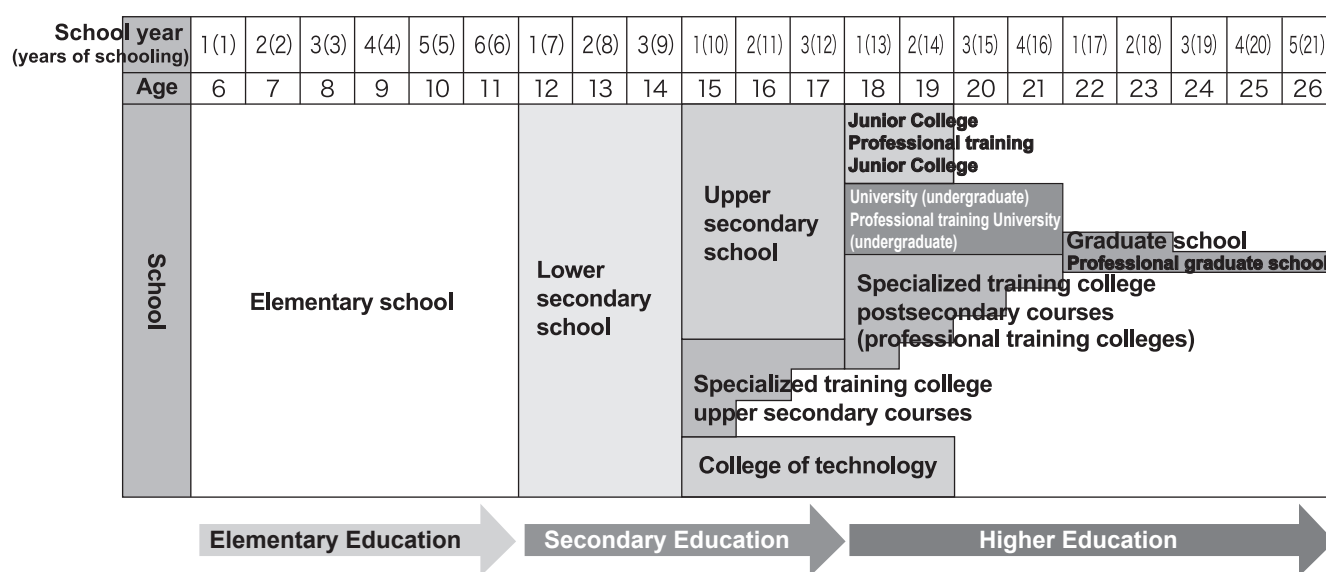
### III . Will I be alright while living in Japan?

01. What exactly is a “residence card”?	8
02. What is the cost of living in Japan?	9
03. Can international students work part-time?	10
04. What procedures do I need to follow to be able to use the electricity, gas, tap water and telephone services?	11
05. When and how do I put my garbage out? (Garbage and recycling)	11
06. What do I need to do in emergencies?	11
07. Do I need to enroll in Health Insurance and Pension plan?	11
08. What is an “Individual Number”?	12
09. What kind of procedures do I need to follow while studying in Japan?	12
10. What are the things that international students need to be careful about?	13
11. Response to novel coronavirus infections	14

# I. How should I prepare for studying in Japan?

## 01 ► How does the Japanese education system work?

The Japanese education system consists of **elementary education** (elementary school: six years) and **secondary education** (lower secondary school: three years, and upper secondary school: three years). Furthermore, the **higher education** system includes graduate schools, universities, junior colleges, colleges of technology, and specialized training college -postsecondary courses (professional training colleges). In Japan, the school year starts in April and ends in March (some schools students enroll in October and graduate the next September).



\*Compulsory education lasts 9 years including of 6 years of elementary school and three years of lower secondary school.

## 02 ► How many international students from abroad are currently studying in Japan?

The number of international students enrolled at higher education institutions was 201,877 with an additional 40,567 foreigners studying Japanese at Japanese language institutes in order to advance to higher education. The total number of international students is 242,444 (as of May 2021)

Number of international students by type of school

Graduate School	52,759
Undergraduate School	73,715
Junior college	2,331
College of technology	453
Professional training college	70,268
Preparatory education course*	2,351
Japanese Language Institutes	40,567

Number of international students by country and area (include those at institutes for Japanese language education)

China	114,255
Vietnam	49,469
Nepal	18,825
Korea	14,247
Indonesia	5,792
Taiwan	4,887
Sri-Lanka	3,762

\* Preparatory education course is the preparatory course for students who have not completed a 12-year school education in their home countries but are preparing to enter higher education institutions in Japan.

(These statistics were investigated by the Japan Student Services Organization)

## 03 ▶ What are the requirements for studying in Japan?

Generally, students wishing to enter higher education institutions must have completed a 12-year school education in their home country or elsewhere. If they have not completed the full 12 years of schooling then they will be obliged to study and graduate from a 'preparatory education course'. Meanwhile, to enter the University (graduate school), one must have graduated from an undergraduate school.

Classes at the vast majority of Japanese institutions of higher education are conducted in Japanese (some universities offer classes in English), thereby making proficiency in Japanese language necessary to study in Japan. Usually international students first study Japanese at Japanese language institutes (for a period of six months to two years) and then advance to higher education. Those who already have Japanese language skills may enter higher education institutions directly, bypassing Japanese language courses at the language institutes. However, the standards used for evaluating international students' Japanese language proficiency differ from school to school, so please ensure you have made proper inquiries.

You can assess your Japanese language ability taking the *“Japanese Language Proficiency Test”*. There is also an examination called the *“Examination for Japanese University Admission for International Students (EJU)”* which evaluates whether students are eligible for admission to university. In addition to the above there is a *“BJT - Business Japanese Proficiency Test”*, to measure proficiency in communication in Japanese language required in business settings.

### ① Japanese Language Proficiency Test (JLPT)

The "Japanese Language Proficiency Test" is conducted as a means of assessing foreigners' Japanese language ability and is held by the Japan Educational Exchanges and Services (public interest incorporated foundation) in Japan and by the Japan Foundation (Independent administrative institution) outside Japan. The tests are held twice every year in July and December at various locations in Japan as well as other countries. For information on the test sites, please check the JLPT official website.

### ② Examination for Japanese University Admission for International Students (EJU)

The EJU is conducted by the Japan Students Services Organization as one of the entrance examinations to enter University. Generally, you need to have obtained admission before entering Japan. The exam is held twice a year in June and November, across Japan as well as many other countries. The examination subjects include Japanese as a Foreign Language, Mathematics, Science (students choose two subjects from Physics, Chemistry and Biology) and General Knowledge (Japan and the World). For information of the examination sites, please check the EJU official website.

\* The exam is not held in mainland China.

### ③ The Business Japanese Proficiency Test (BJT)

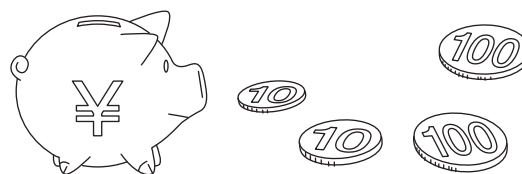
The BJT Business Japanese Proficiency Test is mainly held for non-Japanese speaking people who are studying Japanese as a “foreign language” or “second language”. It objectively measures and evaluates “Japanese communication skills” in business settings.

The test is supported by The Japan Kanji Aptitude Testing Foundation (public interest incorporated foundation) and can be taken anytime of the year using CBT (Computer Based Testing) system all over Japan as well as many areas and countries outside Japan. The test includes three sections - listening comprehension, listening and reading comprehension, and reading comprehension. The results are scaled by providing scores ranging from 0 to 800 rather than "pass/fail" and evaluated on a scale of six levels from J5 to J1+.

In addition to having the necessary educational background, international students need to possess sufficient funds, such as a scholarship or other means, to cover the cost of studying and living during their stay in Japan.







## 04 ► How much money will I need for my school expenses?

The average cost required to study at a Japanese University, junior college or professional training college is outlined below. These are necessary expenses for first year of schooling (annual amount) and include admission fee, tuition, facility maintenance and other expenses. The admission fee is payable only once during the first year of school therefore you would not need to be pay it the second year and after, if you go to the same school.

Kindly note that following sums is an estimate only. You would need to make inquiries at the desired school for the exact amount.

	School type	Field of Study	School expenses due in the first academic year
①	<b>Private Universities</b>	Science	Approximately 1,570,000 JPY (excluding medicine and dentistry)
		Humanities	Approximately 1,190,000 JPY
②	<b>Private Junior College</b>	All departments	Approximately 1,130,000 JPY
③	<b>Professional training colleges</b>	Engineering	Approximately 1,310,000 JPY
		Commerce	Approximately 1,150,000 JPY
		Fashion design	Approximately 1,140,000 JPY
		Culture and arts	Approximately 1,230,000 JPY
④	<b>Japanese Language Institutes</b>	Japanese Language programs	Approximately 760,000 JPY

① and ②- result from a survey conducted in fiscal year 2021 by Ministry of Education, Culture, Sports, Science and Technology, ③- result from a survey conducted in fiscal year 2021 by Metropolitan Tokyo Professional Institution Association (public interest incorporated association), ④-Source: Association for the promotion of Japanese Language Education.)

## 05 ► What is the status of residence? What kind of status of residence do I need to study in Japan?

The status of residence is a legal status under which a foreign national is permitted to stay in Japan, based on the types of activities to be engaged in as acknowledged by the authority.

If you study in Japan, your status of residence will be "Student."

Status of Residence	Description
<b>Student</b>	Status of residence granted upon admission to graduate schools, universities, junior colleges, colleges of technology, high schools, lower secondary schools, elementary schools, professional training colleges, preparatory courses at miscellaneous schools, and Japanese language institutes with Japanese language programs. Period of Stay: 3 months, 6 months, 1 year, 1 year and 3 months, 2 years, 2 years and 3 months, 3 years, 3 years and 3 months, 4 years, 4 years and 3 months

While preparing for studying in Japan, if you are issued a "Certificate of Eligibility" by Regional Immigration Services Bureau in advance, you may be granted a visa in relatively short period of time. Applicants may apply for the "Certificate of Eligibility" to the Regional Immigration Services Bureau either by themselves or through a proxy (school staff, etc.), prior to entry in Japan.

\* Basically, in case of applicants of exchange studies at universities and high schools etc., 3 months period of stay applies, whereas in case of application for the regular study abroad program to the Japanese language Institutes, the period of stay granted is basically from 6 months onwards.

\* If required, you may apply for the extension of your period of stay after entering the country. (See pg 12, 09-1 for further details)

---

## II. At what school should I study?

---

Your decision on where and what to study is very important factor to make your study abroad in Japan a success. Information regarding the features of each type of school, admission method etc. is provided below.

### 01 ► What is a Japanese language Institute?

Japanese language institute is an educational institution where students learn Japanese language in order to advance to graduate schools, universities, junior colleges, colleges of technology or professional training colleges. To be eligible for the status of residence of "student", ***international students must enroll in Japanese language institute recognized by the Ministry of Justice*** (this rule does not apply to international students at universities and junior colleges). Please ensure to make the appropriate inquiries regarding this.

School type	Description
<b>Professional training colleges- Japanese language courses</b>	Japanese language courses at professional training colleges. Duration: 1 to 2 years.
<b>Miscellaneous schools- Japanese language schools</b>	Japanese language schools having obtained approvals for miscellaneous schools. Duration: from 6 months to 2 years.
<b>Schools other than miscellaneous schools- Japanese language schools</b>	Japanese language schools operated by companies, public-service corporations or individuals. These schools offer courses ranging from short-term Japanese courses to preparatory courses for universities. Duration: from 6 months to 2 years
<b>Preparatory education courses</b>	"Preparatory education courses for entrance to universities" is designated by Minister of Education, Culture, Sports, Science and Technology. This course is intended for students from foreign countries who have completed a formal school education of less than 12 years but wish to enter University for higher education. These courses consist of Japanese culture and basic subjects in addition to the Japanese language, necessary for advancement to higher education. Duration: 1 to 2 years.
<b>Courses for international students at universities and junior colleges</b>	Educational courses set up at universities and junior colleges for foreign nationals. These courses teach Japanese culture and basic subjects in addition to the Japanese language, necessary for advancement to higher education. Duration: 1 year.

Generally, students must have completed a 12-year school education or have demonstrated equivalent academic skills before enrolling to Japanese language institute. In addition, applicant screenings, an interview examination etc. may be needed for an admission. Furthermore, students must fulfill any one of the following criteria for Japanese language proficiency.

1	Have passed at least Level N5 of the Japanese Language Proficiency Test (JLPT)
2	Have scored at least 300 points in BJT Business Japanese Proficiency Test (Japanese listening and reading comprehension test [JLRT] including written test)
3	Have cleared Level F or above, or have scored at least 250 points in F-G Level Test of the J.TEST (Test of Practical Japanese)
4	Have passed at least Level 5 (previously Level 4) in The Japanese Language NAT-TEST
5	Have scored at least 350 points in the Standard Test for Business Japanese (STBJ) conducted by Applied Japanese Language Education Association
6	Have passed at least the Beginners Level A of the TOPJ Practical Japanese Proficiency Test
7	Have passed at least the Beginners Level of the J-cert Certificate of Japanese as a Foreign Language
8	Have passed at least the JCT5 level of the Japanese Language Capability Test (JLCT)
9	Have passed Level C- or above in the Practical Japanese Communication Exam Bridge (PJC Bridge)
10	Have scored at least 315 points in the Japanese Proficiency Test (JPT)

## 02 ▶ What are the requirements for entering graduate school?

Graduate schools in Japan have two levels of courses: Master's and Doctorate. Similarly, professional graduate schools have professional training courses. To be eligible for admission to a master's course, you must have either graduated with a bachelor's degree from a university, or have academic ability equivalent to or higher than that of a university graduate, or have completed a 16-year school education outside Japan. In addition, those students who have completed 4-year post-secondary course from specialized training college (professional training college) and acquired an "advanced diploma" are also qualified for the enrollment into a graduate school. To be eligible for entering a doctoral course you must hold a master's degree, must be 22 years of age or older and have been recognized as having the academic ability equivalent or higher through an independent entrance examination, or possess an international degree corresponding to a (Japanese) master's degree.

In Japan, students are required to take an entrance examination for graduate school (some graduate school's selection is based on documents screening only). The examination includes the following subjects: Japanese, English (or other foreign language), a written test on the subject the student wishes to major in, a short essay, and an interview on the major subject.

## 03 ▶ What are the requirements for entering university?

To be eligible to enter an undergraduate level at university or professional training university, you must have completed a 12-year school education. If you do not fulfill this condition, you will be required to complete a designated preparatory education course or a course at a certified training institution, must be 18 years of age or older and have been recognized as having the academic ability equivalent to a 12-year school education or higher through an independent entrance examination by individual institution. Note that students who have completed 11 years or more of education courses overseas from high school or higher level designated by Ministry of Education, Culture, Sports, Science and Technology also qualify to enter university. Furthermore, entrance examinations are held at individual universities in Japan. Some universities also conduct separate entrance examinations for international students.

In addition, some universities hold entrance examination as a substitute for the Examination for Japanese University Admission for International Students (EJU).

The duration of study at universities is usually four years (faculties of medicine is six years). A "bachelor's degree" is awarded to the student upon graduation.

## 04 ▶ What are the requirements for entering junior college?

The requirements for entering junior college or professional training junior college are same to that of university. You must have completed a 12-year school education. Students who do not fulfill this condition are required to complete a designated preparatory education course or a course at a certified training institution, must be 18 years of age or older and have been recognized as having the academic ability equivalent to a 12-year school education or higher through an independent entrance examination by individual institutions. Note that students who have completed 11 years of education courses or more overseas from high school or higher level designated by Ministry of Education, Culture, Sports, Science and Technology also qualify to enter junior college. The entrance examination is the same as for university.

However, the duration of study at junior colleges is 2 years (some faculties are 3 years). An "associate degree" is awarded upon graduation.

## 05 ▶ What are the requirements for entering college of technology?

The requirements for entering college of technology are same as for universities and junior colleges; however, the acceptance rate of the privately funded international students is very low.

The duration of study at college of technology is 5 years (for Japanese junior high school graduates) but the students who have completed 11 years of education courses (upper secondary school 2nd year) can start directly from the third year (equivalent to upper secondary school 3rd year). An "associate degree" is awarded upon graduation.

## 06 ▶ What are the requirements for entering specialized training college, postsecondary courses (professional training college)?

This type of college is known in Japan as a "professional training college". The duration of study may vary from one to four years depending upon the course of selection, but majority of course duration being two years. A title of "diploma" is awarded upon completion of two year or three year course and a title of "advanced diploma" is awarded upon completion of a four year course. These courses are approved and announced by Ministry of Education, Culture, Sports, Science and Technology of Japan in a public notice. The goal of professional training colleges is to equip students with the necessary skills and knowledge for both careers and daily life.

There are eight fields of study available: engineering, agriculture, medicine, hygiene, education and social welfare, commerce and business, fashion and domestic science, culture and liberal arts.

To be eligible to enter the college, you must have completed a 12-year school education, or for those who do not meet this requirement, are required to complete a designated preparatory education course or a course at certified training institution, must be 18 years of age or older and have been recognized as having the academic ability equivalent to a 12-year school education or higher through an independent entrance examination by individual institution. Note that students who have completed 11 years of education courses or more overseas from high school or higher level designated by Ministry of Education, Culture, Sports, Science and Technology also qualify to enter the college. In addition to document screening, entrance examination is also held which includes- Japanese language proficiency test, an interview etc.

Furthermore, to be eligible to enter professional training college, one must fulfill one of the following conditions as a Japanese language proficiency requirement.

1	Have passed Level N1 or Level N2 of the Japanese Language Proficiency Test
2	Have scored at least 200 points in the Examination for Japanese University Admission for International Students (EJU)
3	Have scored at least 400 points on the JLRT (listening and reading comprehension section including written test) of the BJT Business Japanese Proficiency Test, offered by the Japan Kanji Aptitude Testing Foundation).
4	Have studied Japanese language for more than six months at Japanese language institute recognized by Ministry of Justice and take Japanese proficiency test conducted by each graduate school as a part of screening for enrollment, and demonstrate to have the Japanese language proficiency equivalent to Level N2 or more.
5	Have studied at least for a year at a Japanese elementary school, lower secondary school or upper secondary school and take Japanese proficiency test conducted by each graduate school as a part of screening for enrollment, and demonstrate to have the Japanese language proficiency equivalent to Level N2 or more.

## 07 ▶ Are there any scholarship programs available for international students?

The Japan Student Services Organization (JASSO) has a scholarship program known as "Monbukagakusho Honors Scholarship for Privately-Financed International Students" for students with financial difficulties and those with excellent academic and character records and who are enrolled in the one of the recognized educational institution in Japan. The students also need to submit the study abroad report (experiences) to be considered for the scholarships.

In addition with this scholarship, JASSO sponsors a reservation program that sets aside the scholarship allotments for privately financed international students who achieve an excellent score in the Examination for Japanese University Admission for International Student, and who have been enrolled in a university or similar educational institution prior to their arrival in Japan. Moreover, other local administrative bodies and private organizations also offer scholarships to international students. This, however, does not mean that scholarships are offered to all international students. Therefore, it is necessary to prepare a financial plan carefully before coming to Japan.

## 08 ▶ Can I find a job in Japan?

After graduation, you can find a job at a Japanese company by using your professional knowledge and skills acquired in Japan. However, it necessarily does not mean that the foreign nationals could get involved in all kinds of available occupations. Therefore, information on the kind of job and the match between the desired job and the academic qualification acquired is also necessary to be confirmed beforehand. When looking for a job, it is important to have specific goals as clearly as possible regarding what you would like to do after being employed.

Japanese companies require international students to have "advanced Japanese language abilities" "adaptability to Japanese culture", and "professional knowledge and skills acquired at university or professional training school". Moreover, in order to be employed in Japan, you must change your status of residence from "Student" to a status of residence that allows you to work at the Regional Immigration Services Bureau.

Among different status of residence available, "Engineer/Specialist in humanities/International services" is the main category, which requires advanced knowledge, specialization in technical fields, industries, knowledge on international affairs and services to be eligible for. However, there are other categories such as "Business manager", "Instructor", "Nursing Care", "Specified Skilled Worker", which also requires specific skills or experience in those particular sectors and industries.

Note that those who are unable to find a job until their graduation from the Japanese university, graduate school, or professional training school (those who acquired a "diploma" or an "advanced diploma"), they can continue their job-hunting activities up to 1 year (6months + 6months(renewal)) after graduation by changing their status of residence from "Student" to "Designated Activities (continuing job-hunting activities)."

In the event that even after a year, you are unable to find a job, it is possible to continue job hunting activities for an additional year (6months + 6months(renewal)) provided that you have participated in a job hunting support programs conducted by regional public organization.



# III. Will I be alright while living in Japan?

## 01 ▶ What exactly is a 'residence card'?

A "residence card" is issued to mid- to long-term residents (3 months or more) when granted permission pertaining to residence, such as landing permission, change of resident status and permission for extension of the period of stay (refer to the picture). This system does not apply to those who visit Japan for a period of less than 3 months or have partial/temporary status of residence (person with Temporary Visitor status, or Diplomat or Official status). Foreign nationals must carry their residence card all the time.

The validity period of the residence card of a student who is 16 years or older is until the expiration date of the period of stay. New residence card will be issued when there is an extension of the period of stay or change of the resident status.

For a person entering Japan for the first time, besides having a seal of landing verification stamped in his/her passports, mid-to long-term residents will be issued a "residence card" but only if port of entry is at airports namely (Narita, Haneda, Chubu, Kansai, New Chitose, Hiroshima and Fukuoka Airports, as of April 2022). As for those entering via other ports of entry/departure, a seal of landing verification will be stamped in the passport along with a description "residence card will be issued at a later date" beside the stamp. In this case, a residence card will be issued after a mid-to long-term resident fulfills the residency procedure at the municipal office nearest to their place of residence. [Basically, a residence card will be mailed by the Regional Immigration Services Bureau to the registered address.]

Those who received a residence card at a port of entry/departure must bring their residence card and notify their address to the Commissioner of the Immigration Services Agency at their local municipal office's relevant counter within 14 days of finding a place to settle down.

For more details on the residence card, please visit the Immigration Services Agency of Japan's website:

[https://www.moj.go.jp/isa/publications/materials/newimmiact\\_4\\_point.html](https://www.moj.go.jp/isa/publications/materials/newimmiact_4_point.html)

### Procedural flow of the residency management system

#### At the ports of entry/departure

##### Immigration examination

Besides having a seal of landing verification stamped in their passports, mid-to long-term residents will be issued a residence card.

\* As of April 2022, a residential card will be issued at Narita, Haneda, Chubu, Kansai, New Chitose, Hiroshima and Fukuoka Airports.

#### At Municipal offices

##### Notification (change) of place of residence

#### At Regional Immigration Services Offices

##### Notification of (a change of) an item other than the place of residence

Notification of change of name, date of birth, sex or nationality/religion

Application for updating the validity period of the resident card

Application for re-issuance of a residence card

Notification concerning the organization of affiliation or the spouse\*

Permanent residents, Highly-Skilled Professional (ii) and those less than 16 years old

In case the residence card is lost, stolen, severely damaged or defaced

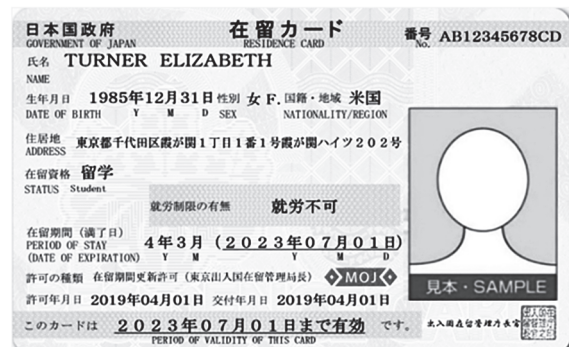
Those who reside with an employment status or learning status such as 'Student' status or with the status of spouse

\*The notification concerning the organization of affiliation or the spouse may be made through the internet.

"Immigration Services Agency Electronic Notification System" - [https://www.moj.go.jp/isa/publications/materials/i-ens\\_system.html](https://www.moj.go.jp/isa/publications/materials/i-ens_system.html)

##### Examination of resident status

Mid-to long-term residents will be issued with a residence card when granted permission for extension of the period of stay or permission for a change to resident status.



(Extracted from the brochure "2021 Immigration Control and Residency Management" published by the Immigration Services Agency of Japan)

## 02 ► What is the cost of living in Japan?

The cost of living in Japan varies significantly depending upon the region/area of residence. An example is illustrated below to introduce the cost applicable living in Kanto region (including Ibaraki, Tochigi, Gunma, Saitama, Chiba, Tokyo, Kanagawa regions)

### ◆ Cost of living

The average monthly expenses (excluding the academic fees) for the essentials and services used in everyday living of an international students living in Kanto region is given below).

Item of Expenditure	Food	Housing & Utility charges	Insurance & Medical expenses	Hobby & Entertainment	Travel	Miscellaneous	Total
Average monthly amount	30,000 JPY	52,000 JPY	3,000 JPY	8,000 JPY	6,000 JPY	10,000 JPY	109,000 JPY

Source: Japan Student Services Organization – "Lifestyle Survey of Privately financed International Students January, 2019: Breakdown of itemized monthly expenditure by area of living (for Kanto region)"

Therefore, the total average monthly cost of living in Japan including academic fees (54,000 JPY) is around 163,000 JPY.

### ◆ Housing expenses

Even within the cost of housing and utilities – the costs of housing vary significantly as per the area of residence. The average monthly expense for accommodation (private apartments, dormitories for international students, general student dormitories) in Kanto region is around 41,000 JPY which is the highest in the country.

Renting a private apartment is usually expensive and you might also need a guarantor. In addition to the rent, you are required to pay an amount equivalent to few months' rent as security deposit, key money, guarantor fees, etc. when signing the rental contract. The lease contract is fixed for certain period so if you wish to renew the contract, renewal fees and other costs may apply.

"Comprehensive Renters Insurance for Foreign Students Studying in Japan" is available to the international students when a school official acts as the guarantor. Please contact your school for more details. However, nowadays the private real estate agencies are introducing increasing number of apartments available for renting that doesn't require guarantors even for the international students, so it is always better to explore available options either on Internet or related magazines targeted for the international students.

### ◆ Cost of daily essentials and services

The cost differences within Japan as well depending upon the area/region. An illustration of cost for different commodities and services in Tokyo is given below. (Source: "Tokyo Metropolitan Statistics" from January 2022)

( All listed prices are including tax )

Item	Water sewage cost 1 month (20m <sup>3</sup> )	Electricity charges 1 month	Rice (raw rice except "Koshihikari") 5kg	Bread 1 kg	Edible oil 1bottle 1,000g	Flour 1 kg	Chicken eggs 1 pack 10 pieces
Price	2,475 JPY	14,084 JPY	2,010 JPY	446 JPY	363 JPY	278 JPY	234 JPY
Lunch boxes (chicken lunchboxes) 1 no.	Laundry detergent 1 kg	Toilet paper 1,000m	Cold medicine (general cold medicine) 1 box 44 capsules	Cold medicine (antipyretic and analgesic) 1 box 40 tablets	Bus Fare (General bus) (up to 7 km) 1 time	Game software 1 piece	Karaoke room usage fee 1 person
475 JPY	330 JPY	643 JPY	1,337 JPY	695 JPY	217 JPY	6,173 JPY	971 JPY

### 03 ► Can international students work part-time?

Many people think that, in Japan, international students can do part-time jobs and continue their studies at the same time. However this perception is indeed, not true.

The status of residence of a 'student' granted by the Japanese Government only allows the international student to stay in Japan to pursue studies. ***The activities that can be carried out under the status of a 'student' don't include employment activities such as part-time jobs.*** Therefore, the students who intend to work part-time (given that it does not interfere or hamper their studies) must get permission from the Immigration Services Agency.

Even after receiving permission for 'Engaging in activities other than status qualification', note that there are restrictions on job contents and places, number of working hours—***up to 28 hours per week (up to 8 hours in a day during long vacations)***. The part-time work as a major activity during the status of residence of a 'student' is prohibited.

\* The hourly wage of the part-time job varies according to the location. The minimum hourly wage in Tokyo during the year 2021 was 1,041 JPY. Considering this amount to conditions applicable to do the part-time job, the monthly earning can be estimated to be  $\text{¥}1,041 \times 28 \text{ hours} = \text{¥}29,148$  (1 week)  $\times 4 \text{ weeks}$  (1 month) =  $\text{¥}116,592$ . However, according to the survey carried out in February, 2020 by Japan Student Service Organization mentioned above, the average monthly earning from the part-time jobs for the international students across the nation is  $\text{¥}74,000$  (students in higher educational institution) and  $\text{¥}87,000$  for students in Japanese language institutes. This indicates that there is a difference in the time spent on part-time jobs depending upon the institution enrolled in and its curriculum.

\* In fact, it is difficult to cover all the expenses from part-time jobs alone. However, recently many students come to Japan with an assumption that "Going to Japan, one can earn enough to cover school as well as living expenses". Therefore, there are lots of international students who have to return to their home country not being able to maintain their student status after coming to Japan. These days there are lots of cases where the international students (who have just arrived in Japan) are found to be increasingly involved and used by the individuals of same nationality in various criminal and fraudulent activities in the name of "easy earning part-time jobs" using stolen and fraudulent credit cards. Therefore, it is necessary to take extra caution when looking for a part-time job especially if you are searching the jobs via SNS. ***Instead of hoping and depending on the earning of part-time job for the necessary expenses during the stay in Japan, let's plan the study in Japan only after considering all the practical issues and the facts.***

## Prohibited part-time jobs and work places

**1. Working in the entertainment and sexual service businesses is strictly prohibited.**

For example cabarets, cafes, night clubs, dancehalls, bars in which worker entertain customers and serve alcohols, pachinko parlors, amusement arcades, private bathhouse, strip bars peep rooms, motels, love hotels, adult- only shops, shops selling pornographic books, private massage parlors, escort agencies, sales of adult videos, businesses which offer obscene pictures over the internet, telephone clubs, phone dating (two- shot dial) services, and any service which offers dating through messages recorded on voice mail.

**2. With regard to snack bars, pubs, coffee shops and restaurants, work in the following is prohibited:**

- ① workplaces with workers, such as hostesses, who entertain guests
- ② poorly lit places (where the light intensity is below 10 lux)
- ③ cramped places (in which seats are placed within 5 square meters) and where it is difficult to look around without obstruction.

\* Even if you do not work in these places, the distribution of flyers and advertisement of those entertainment businesses on the street or cleaning jobs in these places (places mentioned in 1 and 2) are also prohibited.

(Back of the card)

[illegible]

If a foreign national receives permission to engage in an activity other than that permitted under the previously granted resident status, this is the section where the details of the permission will be entered.



## 04 ► What procedures do I need to follow to be able to use the electricity, gas, tap water and telephone services?

In Japan, the facilities of electricity, gas, tap water and telephone services are available as the basic daily life essentials.

In Japan when you rent a place to live, such as an apartment, you will need to enter separate contracts for each of the above utilities. The costs of these utilities are not included in rent so the one who rents the apartment would have to pay for the utilities separately. Falling into arrears with these charges may cause the utilities services to be disconnected, so please be careful.

The tap water in Japan is safe to drink and does not need purifying. Please note that you may not be able to use some foreign-made electrical appliances if they are not compatible with the Japanese standards.

## 05 ► When and how do I put my garbage out? (Garbage and recycling)

In Japan, the method of garbage disposal varies from one region to another. Garbage disposal needs to be done correctly following the local residential area rules. Failing in doing so may result in disputes with the local residents. Please divide your garbage into the appropriate category (for example – combustibles, non-combustibles etc.) beforehand and put it out on its specified collection day in the designated collection point or designated location by designated time.

For the disposal of oversized garbage, you will have to follow certain procedures set by city, town or village office of your residential area.



## 06 ► What do I need to do in emergencies?

In the event of emergency such as fire, any incident or accident, or need to call an ambulance due to sudden illness, please remain calm and dial the telephone number given below for seeking help.

It's important to be prepared if in case, disaster strikes – for instance an earthquake. As a preparedness measure for an earthquake, one shall secure furniture to the walls to prevent from falling, prepare an emergency 'Go Bag', check evacuation sites etc. If an earthquake strikes, it is important to act calmly.

You may prepare and include following items in an emergency 'Go Bag' to be able to leave with it as soon as there is an emergency:

Foods (canned food, can opener, retort food, snacks), drinks/ matchstick, lighter/ medicines, valuables (passbook, seal, cash, health insurance card, residence card, individual number card, passport) /flashlight, mobile radio, dry-cell battery.



Type of emergency	Whom to call	Telephone number
<b>Fire, rescue, ambulance</b>	<b>Fire station</b>	<b>119</b> (24 hrs, a day, free of charge)
<b>Crime, accidents etc.</b>	<b>Police station</b>	<b>110</b> (24 hrs. a day, free of charge)

## 07 ► Do I need to enroll in Health Insurance and Pension plan?

Japan has sophisticated and advanced but quite expensive medical care. This is why the Japanese medical insurance system requires everyone living in Japan to be registered under some form of public medical insurance plan. This includes the foreigners who have residency periods of more than 3 months and those who have been registered as a resident. The public medical insurance is divided into two categories: National Health Insurance and Employees' Health Insurance.

National Health Insurance is generally reserved for self-employed people. The international students studying in Japan must enrol in this insurance plan. In case of illness or an injury, if you are registered under the National Health Insurance system, you will have to pay 30% of the incurred medical expenses and medicines that are covered under National Health Insurance plan.

Additionally, all the foreigners including the international students who are above the age of 20 years and are registered as a resident in Japan would require to join and pay regular premiums for the National Pension plan in Japan. However, depending upon the kind of application made by an international student, there are certain exceptional/special provisions made for them to be exempted from the pension plan. All the required procedures related to the pension are carried out in the municipality where you are registered as a resident.

## 08 ▶ What is an "Individual Number"?

An "Individual Number" is a 12-digit number issued individually to all the registered residents (including international students, mid-to long-term foreign residents who have the residency period of more than 3 months) in Japan. It is used to efficiently manage the individual information in the areas of social security, taxation, and disaster management measures.

The international students who are issued a residence card are required to report the transfer of their residence within 14 days of arrival or the change of residence. After the residence registration, a certificate of resident record is issued and later the municipal office sends the "Individual Number Notification" to the registered address. The "Individual Number Notification" is for the purpose of notifying your "Individual Number" only, therefore cannot be used as a proof of your "Individual Number" or your identification document.

After receiving the "Individual Number Notification", you can apply for the "Individual Number Card" in municipal office after which a plastic card containing an ID photograph is issued. The "Individual Number Card" alone can be used to certify the "Individual Number" as well as for the identity verification.

Once the "Individual Number" is issued, it will remain unchanged for lifetime. Even if you return to your country and come back to Japan after few years, your "Individual Number" will remain the same. You should not share your number with others and also pay attention not to collect or keep someone else's "Individual Number".

However, by law, you may require to submit your "Individual Number" to carry out certain procedures such as application and receipt of scholarship, part-time salaries and taxation, overseas remittance at the bank.

In case you lose the "Individual Number Card", please report the loss to the "Individual Number Card Call Center" and suspend your "Individual Number". Thereafter, report the loss to your local municipal office and apply for re-issuance.

Besides, due to the school admission or employment reasons, if you have to shift to a new address, it is necessary to notify the change of the residency within 14 days of moving in order to amend changes to your "Individual Number Card". The same applies to your residence card as well. Please note that "Individual Number Card" also has an expiration date (in case of international students, it is same as the period of stay), so make sure to request for the renewal before the date of expiry.

<Individual number card information site: <https://www.kojinbango-card.go.jp>>

An Individual Number Card



## 09 ▶ What kind of procedures do I need to follow while studying in Japan?

There are various procedures necessary to be followed while studying in Japan. Information on some of these procedures such as extension of period of stay, the re-entry permit after temporary return to home country, receive a permission to engage in an activity other than that permitted by the status of residence in order to be able to work part-time are presented below.

### ① Extending period of stay

Before the expiration of the period of validity of the status of residence (period of stay), the international students must apply for an extension at the Regional Immigration Services Bureau (applications can be made 3 months prior to the expiration date). During application, your school grades, attendance rate and your residence status are of crucial importance. Particularly, in case of low attendance rate, doing part-time jobs beyond the permitted limit, your application for the renewal of your period of residence may be denied, so please be careful. The international students who overstay even after the expiration of the period of stay in Japan, without renewing their status of residence (illegal residency), will be severely punished for violation of the law.

## ② Re-entry permit for a temporary return to home country

In accordance with a "special re-entry- permit" system, foreign nationals in possession of a valid passport and residence card who will be re-entering Japan within 1 year of their departure to continue their activities in Japan will, in principle, not be required to apply for a re-entry permit. When you leave Japan, be sure to present your valid passport and residence card and check off the item no. 1 "I am leaving Japan temporarily and will return" on the Embarkation and Disembarkation Card (ED card) for special re-entry permit.

Foreign nationals who have departed from Japan on a special re-entry permit will not be able to extend that permit while abroad. Such foreign nationals will lose their resident status if they fail to re-enter Japan within 1 year of their departure, so if you plan to leave Japan for more than a year, please apply for a re-entry permit before your departure. If your period of stay expires within 1 year after your departure, please ensure that you re-enter Japan before the expiration of your period of stay and apply for the renewal of the period of stay before the expiration date.

If you obtained landing permission at a port of entry other than Narita, Haneda, Chubu, and Kansai Airports, and you have not been issued the residence card until your departure, you can still leave Japan with the Special Re-entry Permit but make sure that your passport contains a statement that says 'the residence card will be issued at a later date'.

## ③ Permission to engage in an activity other than that permitted by the status of residence to do part-time job

If you wish to have a part-time job during your stay in Japan, please ensure that you first acquire a permission from Regional Immigration Services Bureau to engage in an activity other than that permitted by the current status of residence. If you work part-time without receiving the permission, it will be considered as an illegal work and may result in severe punishment.

In addition, if you receive the landing permission along with the status of residence of a "Student", you can also apply for the "Permission of Out-of Status Activities" at the port of arrival (limited to the airports that issue residence cards).

# 10 ▶ What are the things that international students need to be careful about?

There are many laws and regulations which you will need to abide by in order to study in Japan as an international student. Moreover, there are matters which may not be considered illegal in other countries but are illegal in Japan. Some basic issues of which international students should be careful about are presented here.

## ① School attendance

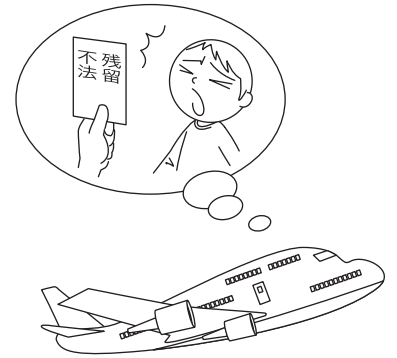
You must attend the classes as specified by the school. If your attendance rate is low you may not be promoted to next level or may have to leave the school before graduation. In addition, there are chances that your request for the renewal of your period of stay or changing your status of residence may be denied.

## ② Regarding illegal work

The purpose of coming to Japan as international students is to pursue study. In order to be able to work part-time, all students need to undergo individual screening and only those granted the permission to work may do so within the scope of the permission. **If you do work without permission or exceed the permitted working hours, it is considered as illegal.** According to law, any international students working anywhere not recognized under the "permission of out-of status activities" or working beyond the permitted working hours will be subjected to **punishment (penal servitude, imprisonment or a penalty) for violation of the law.** In addition, you will be expelled from your school which results for you to return to your home country. Please be careful and do not attempt or get involved in any illegal work.

### ③ Regarding illegal residence

Similar to illegal work, a noteworthy issue for international students is **the permitted period of stay**. Inadvertently overstaying even for a day is considered **an illegal stay** resulting into the **forced repatriation (deportation)**. If you wish to advance to next level of education after completion of current studies, you must follow the procedures for the extension of your period of stay. In case, you wish to find a job, you will require changing your status of residence. In case, you face **forced repatriation (deportation)**, you will not be permitted to enter Japan again for a certain period of time and it may be difficult for your subsequent entry thereafter as well.



#### **Cases that fall under the category of an illegal stay:**

- If one fails or forgets to extend the period of stay or renew the status of residence before its date of expiration, while still being enrolled in school or after the completion of the higher studies.
- You graduated from school after which you had planned to return to your country but failed to do so within the designated period of time.

(Note that failing to maintain and carry out activities as designated for the status of "Student" may result in the cancellation of the status of residence, even when the period of stay is valid.)

Please make sure to keep your period of stay so that, you don't have to face any of the above situation.

### ④ Others

- When you change school, dropout from school, or graduate, make sure to notify the Regional Immigration Services Bureau regarding "Notification Concerning the Organization of Affiliation" (Within 14 days).
- Always make sure to carry your 'residence card' when you go out.
- Do not lend or handover your 'residence card', or 'Individual Number Card' to anyone.
- In case you lose your residence card, you should apply for reissuance immediately (within 14 days) at Regional Immigration Services Bureau.
- In case your 'Individual Number Card' is lost, report it immediately to the police and thereafter request the nearby municipal office for reissuance.

Please note that 'Individual number card' also has an expiration date (it is the same as the period of stay), so make sure to request for the renewal or extension before the date of expiry.

### ⑤ Questions arising from differences in customs and law

The things that are considered normal in your own country may be intolerable or illegal in Japan. Few examples are given below:

- Bicycles or other items left on the street must not be used without permission.
- Do not lend yours or borrow another person's student identity card, national health insurance card or residence card.
- Do not speak in a loud voice at midnight that would disturb and annoy the neighbors.
- In Japan, alcohol and smoking is prohibited for those under the age of 20 years.
- Please refrain from talking on mobile phones in public transportations (trains and buses).

## 11 ▶ Response to novel coronavirus infections

The outbreak of novel coronavirus infection has had a major impact on entry into Japan and studying in Japan. In order to address this issue, some educational institutions have been offering online classes for those who wish to study in Japan, until they are able to enter Japan. For more information regarding studying in Japan, please check the latest information "Information related to novel coronavirus infectious disease" provided in each of the websites listed below.



## ◆Information related to coronavirus infectious disease

- Information on new Japanese border measures (Ministry of Health, Labour and Welfare website)  
[https://www.mhlw.go.jp/stf/seisakunitsuite/bunya/0000121431\\_00209.html](https://www.mhlw.go.jp/stf/seisakunitsuite/bunya/0000121431_00209.html)
- Denial of landing pertaining to the prevention of spread of the novel coronavirus infectious disease (Immigration Services Agency of Japan website)  
[https://www.moj.go.jp/isa/hisho06\\_00099.html](https://www.moj.go.jp/isa/hisho06_00099.html)
- Information for international students and Japanese language institutions regarding the novel coronavirus infection (Immigration Services Agency of Japan website)  
[https://www.moj.go.jp/isa/nyuukokukanri01\\_00157.html](https://www.moj.go.jp/isa/nyuukokukanri01_00157.html)
- Information on support to international students studying in Japan (Ministry of Education, Culture, Sports, Science and Technology website)  
[https://www.mext.go.jp/a\\_menu/koutou/ryugaku/1405561\\_00006.htm](https://www.mext.go.jp/a_menu/koutou/ryugaku/1405561_00006.htm)

## ●Foreign Residents' Advisory Center

(It's consultation center in Tokyo to provide assistance and advice to the foreigners about their daily life issues such as immigration, marriage, nationality or work.)

Language	Days of consultation (excluding national holidays)	Time	Telephone number
English	Monday to Friday	9:30 to 12:00 13:00 to 17:00	From outside Japan: +81-3-5320-7744 Inside Japan: 03-5320-7744
Chinese	Tuesday & Friday		From outside Japan: +81-3-5320-7766 Inside Japan: 03-5320-7766
Korean	Wednesday		From outside Japan: +81-3-5320-7700 Inside Japan: 03-5320-7700
Bureau of Citizens, Culture and Sports, Citizens' Affairs Division, Community Activity Promotion Section, Tokyo Metropolitan Government, Building No.1 (3rd floor), 2-8-1 Nishi-Shinjuku, Shinjuku-ku, Tokyo 163-8001 * Consultations are carried out over the phone. In case you would like to visit, please contact the center in advance.			

- Foreign Residents Support Center (FRESC) <https://www.moj.go.jp/isa/support/fresc/fresc01.html>  
(Foreign nationals can get consultations and support with issues related to living in Japan. For further details, please visit the FRESC website)  
Yotsuya Tower 13F,  
1-6-1 Yotsuya, Shinjuku-ku, Tokyo, 160-0004  
Tel: +81-3-5363-3013 (Navi-Dial forwarding service (inside Japan): 0570-011000)

## Website addresses of relevant Japanese institutions

- Ministry of Education, Culture, Sports, Science and Technology (Government institution for education)  
<https://www.mext.go.jp/>
- Ministry of Foreign Affairs (Government institution for diplomatic relations)  
<https://www.mofa.go.jp/mofaj/>
- Ministry of Justice (Government institution for legal administration)  
<https://www.moj.go.jp/>
- Immigration Services Agency (Ministry of Justice, Extra-Ministerial Offices, Immigration control and residency management)  
<https://www.moj.go.jp/isa/index.html>
- Japanese Student Services Organization (Independent administrative institution)  
(Examination for Japanese University Admission for International Students /Scholarships for International Students in Japan )  
<https://www.jasso.go.jp/>
- Japan Educational Exchanges and Services (public interest incorporated foundation)  
(Japanese Language Proficiency Test/Comprehensive Renter' Insurance for Foreign Students Studying in Japan/others)  
<https://info.jees-jlpt.jp/>    <http://jees.or.jp/>
- The Japan Kanji Aptitude Testing Foundation  
(public interest incorporated foundation) (BJT Business Japanese Proficiency Test)  
<https://www.kanken.or.jp/bjt/>
- Association for the Promotion of Japanese Language Education (Institutes for Japanese language education)  
<https://www.nisshinkyo.org/>
- Public Interest Incorporated Association, Metropolitan Tokyo Professional Institution Association  
(Professional training colleges in the Tokyo Metropolitan Area)  
<https://tsk.or.jp/>
- National Association of Vocational Schools in Japan (Professional training colleges all over Japan)  
[https://zensenkaku.gr.jp/zensen\\_index.cgi](https://zensenkaku.gr.jp/zensen_index.cgi)

## For the daily life information and guide for foreign residents

- Tokyo Metropolitan Government, Bureau of Citizens, Culture and Sports, Citizens' Affairs Division  
Booklet - "Life in Tokyo: Your Guide"  
[https://www.seikatubunka.metro.tokyo.lg.jp/chiiki\\_tabunka/tabunka/tabunkasuishin/0000000945.html](https://www.seikatubunka.metro.tokyo.lg.jp/chiiki_tabunka/tabunka/tabunkasuishin/0000000945.html)
- Tokyo Intercultural Portal Site  
<https://tabunka.tokyo-tsunagari.or.jp/index.html>

**WHAT YOU NEED TO KNOW ABOUT  
STUDYING IN JAPAN 2022**

Registration Number (4) 12

Published: 30/06/2022

*Edited / Published by:*

Tokyo Metropolitan Government, Bureau of Citizens,  
Culture and Sports, Private Schools Division,  
Private School Administration Section  
2-8-1 Nishi-Shinjuku, Shinjuku-ku, Tokyo 163-8001  
Tel: 03-5320-7724

*Printed by:*

Picto Corporation  
Udagawa Building, (2F)  
1-18-14 Nishishinbashi, Minato-ku, Tokyo, 105-0003  
Tel: 03-6550-9774  
Fax: 03-6550-9773

# WHAT YOU NEED TO KNOW ABOUT STUDYING IN JAPAN

Free!  
No registration needed!

A must-read before studying in Japan! Download the latest PDF edition!

Answers your questions about:

- What to do and know before studying in Japan
- Types of schools in Japan
- Living in Japan
- ...and more!



<https://tsk.or.jp/route/pdf/tsk2022eng.pdf>

リサイクル適性 (A)  
この印刷物は、印刷用の紙へ  
リサイクルできます。

♻️70  
古紙ハルブ配合率70%再生紙を使用

## WHAT YOU NEED TO KNOW ABOUT STUDYING IN JAPAN 2022

Tokyo Metropolitan Government  
"Liaison Council for the Prevention of Illegal Activities by International Students"